

NOVA Collection

Registered Community Design

6060T5 aluminum housing.
High resistance double painting process
(in compliance with UNI ISO9227:2012).
A4 stainless steel sealing allen screws.
Extra clear tempered glass screen.
Silicon gasket.
Single cable input, pre-assembled
with neoprene cable. Double imput for
RGB+W or DALI version.
In compliance with EN60598-1 and
related annexes.
Test operating temperature ranges
between - 20°C and +50°C.

Struttura in alluminio estruso 6060T5.
Doppia verniciatura extra resistente
(test in nebbia salina UNI ISO9227:2012).
Viti a brugola in acciaio INOX A4.
Diffusore in vetro temprato extrachiario.
Guarnizioni in silicone.
Apparecchio predisposto per singola
entrata pre-cablato con cavo in
neoprene. Doppia entrata per versione
DALI o RGB+W.
Conforme alle norme EN60598-1 e
relative parti seconde.
La temperatura operativa di esercizio è
compresa tra -20°C e +50°C.

Fixed applique

Transparent glass 5mm-thick. Aluminum 6060T5 fixing base.
Quick water stop connector IP68 pre-mounted on the cable.

Adjustable applique

Transparent glass 5mm-thick. Stainless steel 430 fixing base.
Quick water stop connector IP68 pre-mounted on the cable.

Recessed - Trimless

Transparent glass 5mm-thick. Stainless steel 430 recessed
box. Resin cable joints IP68 made on the power cord.

Adjustable bollard

Sand blasted tempered glass screen with 8mm-thick.
Stainless steel 430 fixing base. Quick water stop connector
IP68 pre-mounted on the cable.

Adjustable spotlight

Aluminum 6060T5 support.
Stainless steel 430 fixing base. Quick water stop connector
IP68 pre-mounted on the cable.

Adjustable spotlight for pole

Aluminum support in 6082 material. Resin cable joints IP68
made on the power cord.

Fixed applique

Wall



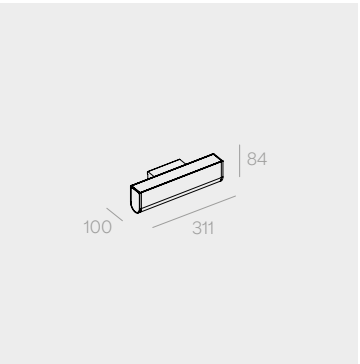
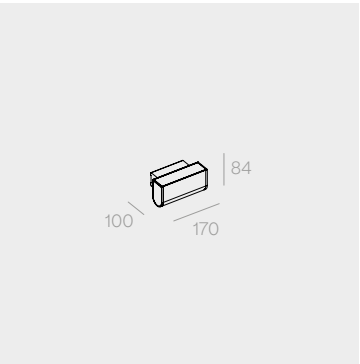
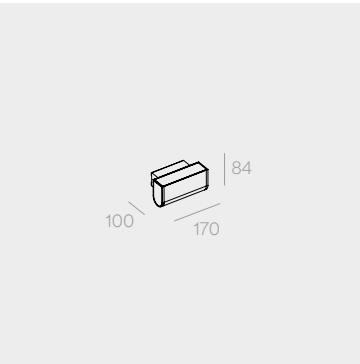
Performance data

Power (W)	5.5	5.2	7.5
Output (lm) 2K	410 (.13)	520 (.01)	620 (.13)
Output (lm) 3K	425 (.13)	540 (.01)	645 (.13)
Output (lm) 4K	450 (.13)	580 (.01)	685 (.13)
L80 B10 lifetime (hrs)	41.000 hrs	38.000 hrs	41.000 hrs

Build data

Class	I	I	I
Voltage	220-240V 50-60Hz	220-240V 50-60Hz	220-240V 50-60Hz
Power supply	Included	Included	Included
External cable	Single neoprene cable c/w IP68 connector	Single neoprene cable c/w IP68 connector	Single neoprene cable c/w IP68 connector
Protection rating	IP66	IP66	IP66
IK	08	08	08

Dimensions



Finish

_1	Anthracite	_1	Anthracite	_1	Anthracite
_4	Grey Aluminum	_4	Grey Aluminum	_4	Grey Aluminum
_P	Bronze	_P	Bronze	_P	Bronze

CCT

_2	2.7K - CRI 80 (CRI 90 on request)	_2	2.7K - CRI 80 (CRI 90 on request)	_2	2.7K - CRI 80 (CRI 90 on request)
_3	3.0K - CRI 80 (CRI 90 on request)	_3	3.0K - CRI 80 (CRI 90 on request)	_3	3.0K - CRI 80 (CRI 90 on request)
_4	4.0K - CRI 80 (CRI 90 on request)	_4	4.0K - CRI 80 (CRI 90 on request)	_4	4.0K - CRI 80 (CRI 90 on request)

Beam

_13	38°	_01	10°	_13	38°
_23	90°	_13	38°	_23	90°
_06	Asymmetric	_38	Elliptical 40x10°	_06	Asymmetric

Code composition ON/OFF

33201	— — —	33212	— — —	33202	— — —
	● ■ ▲		● ■ ▲		● ■ ▲

Code composition DALI2

33221	— — —	33232	— — —	33222	— — —
	● ■ ▲		● ■ ▲		● ■ ▲

Applique fissa

Vetro trasparente spessore 5mm.
Base di fissaggio in alluminio 6060T5. Connettore rapido
acqua stop IP68 pre montato sul cavo.

Applique orientabile

Vetro trasparente spessore 5mm.
Base di fissaggio in acciaio inox 430. Connettore rapido acqua
stop IP68 pre montato sul cavo.

Da incasso - Senza cornice

Vetro trasparente spessore 5mm. Controcassa in acciaio inox
430. Muffola IP68 realizzata sul cavo di alimentazione.

Bollard orientabile

Vetro sabbiato temprato spessore 8mm. Base di fissaggio
in acciaio inox 430. Connettore rapido acqua stop IP68 pre
montato sul cavo.

Faretto orientabile

Supporto in alluminio 6060T5.
Staffa di fissaggio a pavimento in acciaio inox 430.
Connettore rapido acqua stop IP68 pre montato sul cavo.

Faretto orientabile per palo

Staffa di fissaggio in alluminio 6082. Muffola IP68 realizzata sul
cavo di alimentazione.

Fixed applique

Wall



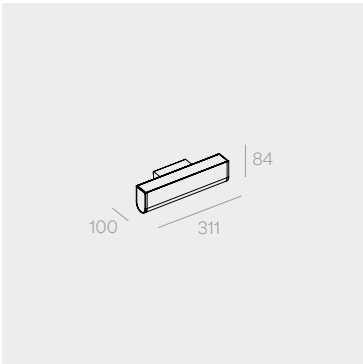
Performance data

Power (W)	11.0
Output (lm) 2K	1040 (.01)
Output (lm) 3K	1080 (.01)
Output (lm) 4K	1160 (.01)
L80 B10 lifetime (hrs)	38.000 hrs

Build data

Class	I
Voltage	220-240V 50-60Hz
Power supply	Included
External cable	Single neoprene cable c/w IP68 connector
Protection rating	IP66
IK	08

Dimensions



Finish

_1	Anthracite
_4	Grey Aluminum
_P	Bronze

CCT

_2	2.7K - CRI 80 (CRI 90 on request)
_3	3.0K - CRI 80 (CRI 90 on request)
_4	4.0K - CRI 80 (CRI 90 on request)

Beam

_01	10°
_13	38°
_38	Elliptical 40x10°

Code composition
ON/OFF

33213	— — —
	● ■ ▲

Code composition
DALI2

33206	— — —
	● ■ ▲

Accessories

Honeycomb screen to be ordered together with the product code



Product Code	Accessory Code
33201	A 1810
33212	A 1810
33202	A 1811
33213	A 1811

Adjustable applique

Wall



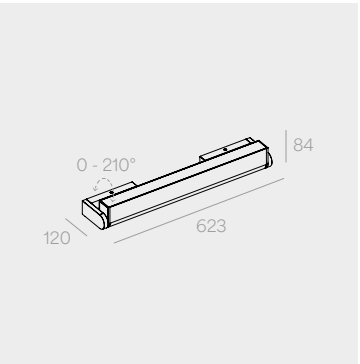
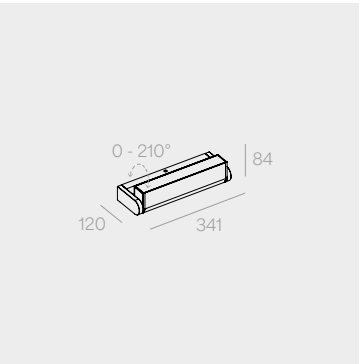
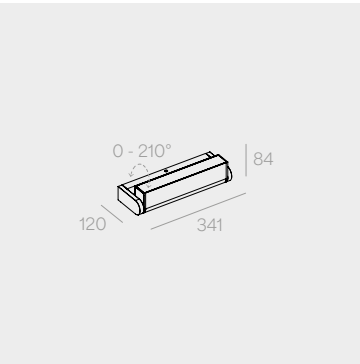
Performance data

Power (W)	7.5
Output (lm) 2K	620 (.13)
Output (lm) 3K	645 (.13)
Output (lm) 4K	685 (.13)
L80 B10 lifetime (hrs)	41.000 (Ta 40°)

Build data

Class	I
Voltage	220-240V 50-60Hz
Power supply	Included
External cable	Single neoprene cable c/w IP68 connector
Protection rating	IP66
IK	08

Dimensions



Finish

_N	Anthracite + Grey Aluminum
_O	Titanium + Bronze

CCT

_2	2.7K - CRI 80 (CRI 90 on request)
_3	3.0K - CRI 80 (CRI 90 on request)
_4	4.0K - CRI 80 (CRI 90 on request)

Beam

_13	38°
_23	90°
_06	Asymmetric

Code composition
ON/OFF

33215	— — —
	● ■ ▲

Code composition
DALI2

33235	— — —
	● ■ ▲

_N	Anthracite + Grey Aluminum
_O	Titanium + Bronze

_2	2.7K - CRI 80 (CRI 90 on request)
_3	3.0K - CRI 80 (CRI 90 on request)
_4	4.0K - CRI 80 (CRI 90 on request)

_01	10°
_13	38°
_38	Elliptical 40x10°

33228	— — —
	● ■ ▲

33248	— — —
	● ■ ▲

_N	Anthracite + Grey Aluminum
_O	Titanium + Bronze

_2	2.7K - CRI 80 (CRI 90 on request)
_3	3.0K - CRI 80 (CRI 90 on request)
_4	4.0K - CRI 80 (CRI 90 on request)

_13	38°
_23	90°
_06	Asymmetric

33216	— — —
	● ■ ▲

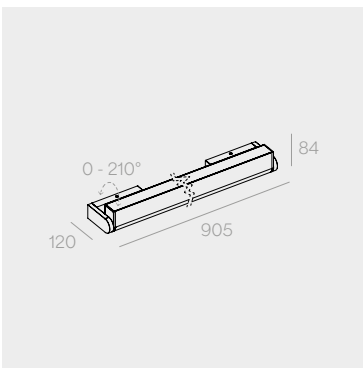
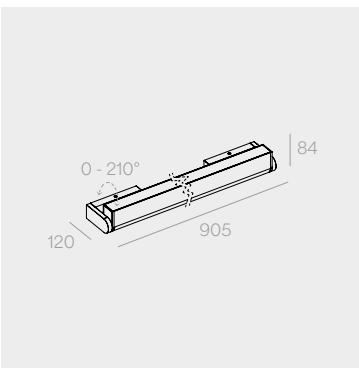
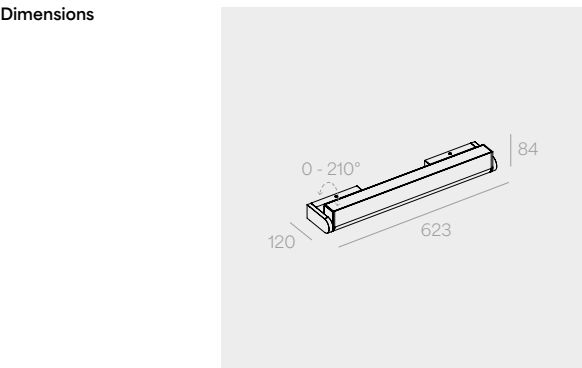
33236	— — —
	● ■ ▲

Adjustable applique

Wall



Performance data			
Power (W)	20.0	21.0	29.0
Output (lm) 2K	2085 (.01)	1870 (.13)	3120 (.01)
Output (lm) 3K	2170 (.01)	1945 (.13)	3250 (.01)
Output (lm) 4K	2330 (.01)	2060 (.13)	3495 (.01)
L80 B10 lifetime (hrs)	38.000 (Ta 40°)	41.000 (Ta 40°)	38.000 (Ta 40°)
Build data			
Class	I	I	I
Voltage	220-240V 50-60Hz	220-240V 50-60Hz	220-240V 50-60Hz
Power supply	Included	Included	Included
External cable	Single neoprene cable c/w IP68 connector	Single neoprene cable c/w IP68 connector	Single neoprene cable c/w IP68 connector
Protection rating	IP66	IP66	IP66
IK	08	08	08



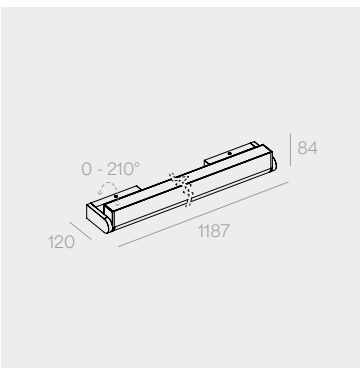
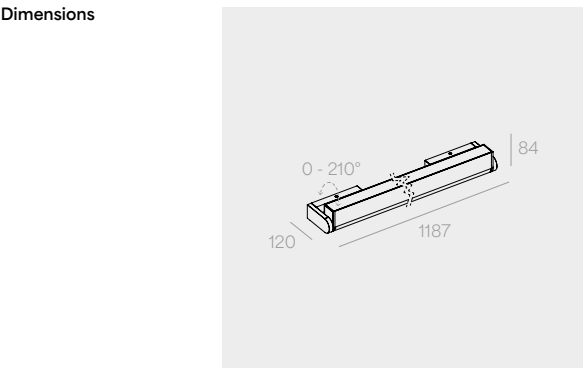
Finish	_N Anthracite + Grey Aluminum	_N Anthracite + Grey Aluminum	_N Anthracite + Grey Aluminum
	_O Titanium + Bronze	_O Titanium + Bronze	_O Titanium + Bronze
CCT	_2 2.7K - CRI 80 (CRI 90 on request)	_2 2.7K - CRI 80 (CRI 90 on request)	_2 2.7K - CRI 80 (CRI 90 on request)
	_3 3.0K - CRI 80 (CRI 90 on request)	_3 3.0K - CRI 80 (CRI 90 on request)	_3 3.0K - CRI 80 (CRI 90 on request)
	_4 4.0K - CRI 80 (CRI 90 on request)	_4 4.0K - CRI 80 (CRI 90 on request)	_4 4.0K - CRI 80 (CRI 90 on request)
Beam	_01 10°	_13 38°	_01 10°
	_13 38°	_23 90°	_13 38°
	_38 Elliptical 40x10°	_06 Asymmetric	_38 Elliptical 40x10°
Code composition ON/OFF	33229	33217	33230
	● ■ ▲	● ■ ▲	● ■ ▲
Code composition DALI2	33249	33237	33250
	● ■ ▲	● ■ ▲	● ■ ▲

Adjustable applique

Wall



Performance data		
Power (W)	28.0	38.0
Output (lm) 2K	2490 (.13)	4165 (.01)
Output (lm) 3K	2595 (.13)	4340 (.01)
Output (lm) 4K	2753 (.13)	4465 (.01)
L80 B10 lifetime (hrs)	41.000 (Ta 40°)	38.000 (Ta 40°)
Build data		
Class	I	I
Voltage	220-240V 50-60Hz	220-240V 50-60Hz
Power supply	Included	Included
External cable	Single neoprene cable c/w IP68 connector	Single neoprene cable c/w IP68 connector
Protection rating	IP66	IP66
IK	08	08



Finish	_N Anthracite + Grey Aluminum	_N Anthracite + Grey Aluminum
	_O Titanium + Bronze	_O Titanium + Bronze
CCT	_2 2.7K - CRI 80 (CRI 90 on request)	_2 2.7K - CRI 80 (CRI 90 on request)
	_3 3.0K - CRI 80 (CRI 90 on request)	_3 3.0K - CRI 80 (CRI 90 on request)
	_4 4.0K - CRI 80 (CRI 90 on request)	_4 4.0K - CRI 80 (CRI 90 on request)
Beam	_13 38°	_01 10°
	_23 90°	_13 38°
	_06 Asymmetric	_38 Elliptical 40x10°
Code composition ON/OFF	33218	33231
	● ■ ▲	● ■ ▲
Code composition DALI2	33238	33251
	● ■ ▲	● ■ ▲

Accessories


Honeycomb screen to be ordered together with the product code



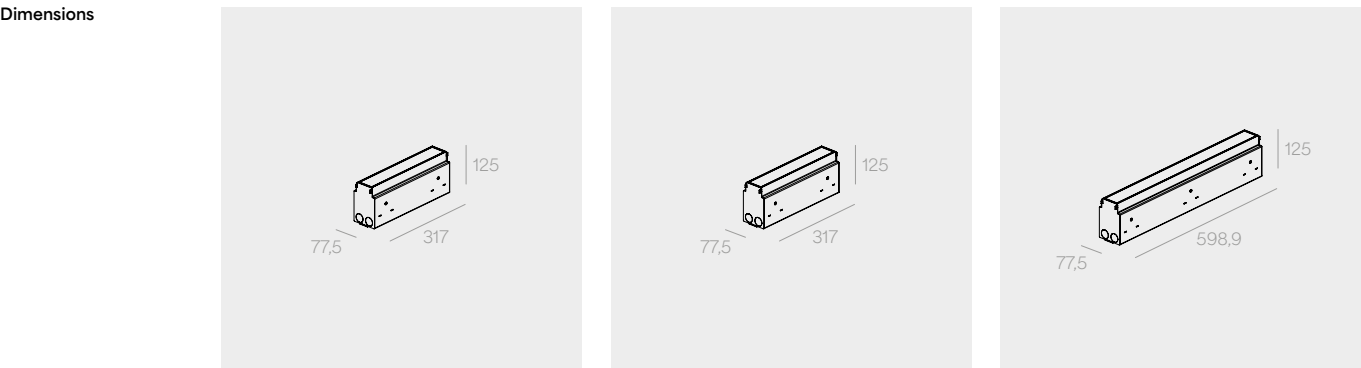
Product Code	Accessory Code
33215	A 1811
33228	A 1811
33216	A 1812
33229	A 1812
33217	A 1813
33230	A 1813
33218	A 1814
33231	A 1814

Recessed - Trimless

Floor




Performance data			
Power (W)	7.5	11.0	15.0
Output (lm) 2K	320 (.13)	1040 (.01)	1245 (.13)
Output (lm) 3K	645 (.13)	1080 (.01)	1295 (.13)
Output (lm) 4K	685 (.13)	1160 (.01)	1375 (.13)
L80 B10 lifetime (hrs)	41.000 (Ta 40°)	38.000 (Ta 40°)	41.000 (Ta 40°)
Build data			
Class	I	I	I
Voltage	220-240V 50-60Hz	220-240V 50-60Hz	220-240V 50-60Hz
Power supply	Included	Included	Included
External cable	Single neoprene cable	Single neoprene cable	Single neoprene cable
Protection rating	IP67	IP67	IP67
IK	10 Carrabile - Driver Over	10 Carrabile - Driver Over	10 Carrabile - Driver Over



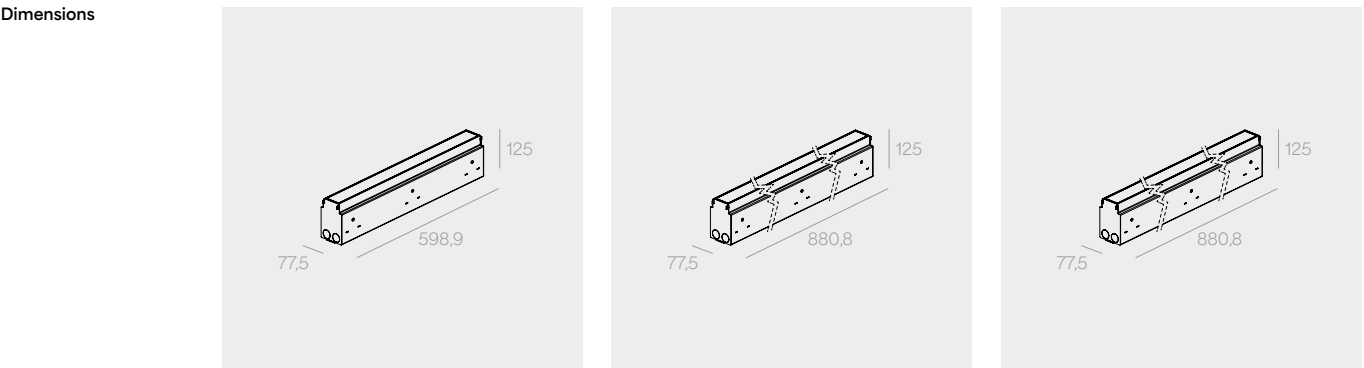
● Finish			
	_9	Total Glass	
■ CCT			
	_2	2.7K - CRI 80 (CRI 90 on request)	
	_3	3.0K - CRI 80 (CRI 90 on request)	
	_4	4.0K - CRI 80 (CRI 90 on request)	
▲ Beam			
	_13	38°	
	_23	90°	
	_06	Asymmetric	
Code composition ON/OFF			
13201	—	—	—
	●	■	▲
Code composition DALI2			
13221	—	—	—
	●	■	▲

Recessed - Trimless

Floor




Performance data			
Power (W)	20.0	21.0	29.0
Output (lm) 2K	2085 (.01)	1870 (.13)	3120 (.01)
Output (lm) 3K	2170 (.01)	1945 (.13)	3250 (.01)
Output (lm) 4K	2330 (.01)	2060 (.13)	3495 (.01)
L80 B10 lifetime (hrs)	38.000 (Ta 40°)	41.000 (Ta 40°)	38.000 (Ta 40°)
Build data			
Class	I	I	I
Voltage	220-240V 50-60Hz	220-240V 50-60Hz	220-240V 50-60Hz
Power supply	Included	Included	Included
External cable	Single neoprene cable	Single neoprene cable	Single neoprene cable
Protection rating	IP67	IP67	IP67
IK	10 Carrabile - Driver Over	10 Carrabile - Driver Over	10 Carrabile - Driver Over



● Finish			
	_9	Total Glass	
■ CCT			
	_2	2.7K - CRI 80 (CRI 90 on request)	
	_3	3.0K - CRI 80 (CRI 90 on request)	
	_4	4.0K - CRI 80 (CRI 90 on request)	
▲ Beam			
	_01	10°	
	_13	38°	
	_38	Elliptical 40x10°	
Code composition ON/OFF			
13212	—	—	—
	●	■	▲
Code composition DALI2			
13232	—	—	—
	●	■	▲

Recessed - Trimless

Floor



Accessories

Honeycomb screen to be ordered together with the product code



Product Code	Accessory Code
13201	A 1811
13211	A 1811
13202	A 1812
13212	A 1812
13203	A 1813
13213	A 1813
13204	A 1814
13214	A 1814

A 9990
IP68 three-pole water stop connector for 7 to 12mm sheathed cables



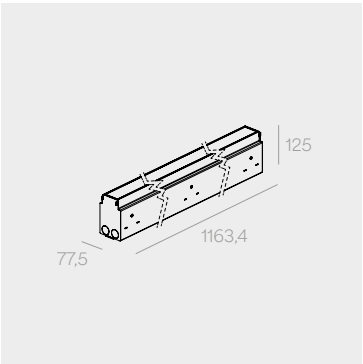
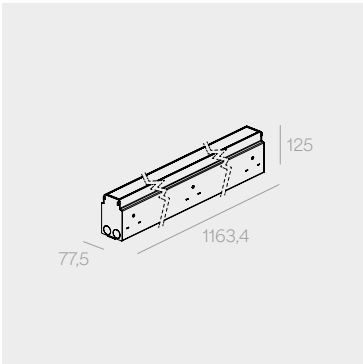
Performance data

Power (W)	28.0	38.0
Output (lm) 2K	2490 (.13)	4165 (.01)
Output (lm) 3K	2595 (.13)	4340 (.01)
Output (lm) 4K	2753 (.13)	4665 (.01)
L80 B10 lifetime (hrs)	41.000 (Ta 40°)	38.000 (Ta 40°)

Build data

Class	I	I
Voltage	220-240V 50-60Hz	220-240V 50-60Hz
Power supply	Included	Included
External cable	Single neoprene cable	Single neoprene cable
Protection rating	IP67	IP67
IK	10 Carrabile - Driver Over	10 Carrabile - Driver Over

Dimensions



● Finish	_9 Total Glass
■ CCT	_2 2.7K - CRI 80 (CRI 90 on request) _3 3.0K - CRI 80 (CRI 90 on request) _4 4.0K - CRI 80 (CRI 90 on request)
▲ Beam	_13 38° _23 90° _06 Asymmetric

Code composition ON/OFF	13204	— — — ● ■ ▲
Code composition DALI2	13224	— — — ● ■ ▲

● Finish	_9 Total Glass
■ CCT	_2 2.7K - CRI 80 (CRI 90 on request) _3 3.0K - CRI 80 (CRI 90 on request) _4 4.0K - CRI 80 (CRI 90 on request)
▲ Beam	_01 10° _13 38° _38 Elliptical 40x10° ●

Code composition ON/OFF	13214	— — — ● ■ ▲
Code composition DALI2	13234	— — — ● ■ ▲

Recessed - Trimless

Floor



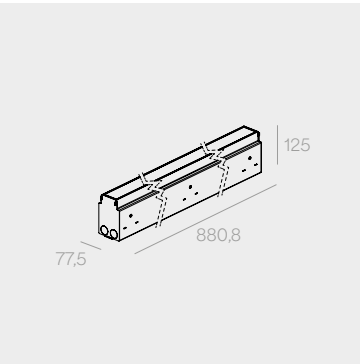
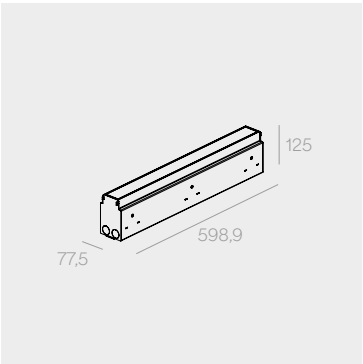
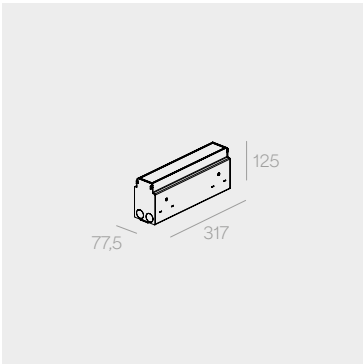
Performance data

Power (W)	34.0	65.0	97.2
Nominal lumen Red	507	1.014	1.521
Nominal lumen Green	896	1.792	2.688
Nominal lumen Blue	123	246	369
Nominai lumen white (3K)	864	1.728	2.592
L90 lifetime (hrs)	41.000 hrs (Ta 35°)	41.000 hrs (Ta 35°)	41.000 hrs (Ta 35°)

Build data

Class	I	I	I
Voltage	230V 50-60Hz	230V 50-60Hz	230V 50-60Hz
Power supply	Included	Included	Included
External cable	Double input: Power + DMX RDM in / out	Double input: Power + DMX RDM in / outv	Double input: Power + DMX RDM in / out
Protection rating	IP67	IP67	IP67
IK	10 Carrabile - Driver Over	10 Carrabile - Driver Over	10 Carrabile - Driver Over

Dimensions



● Finish	_9 Total Glass	_9 Total Glass	_9 Total Glass
■ CCT	_5 RGB+W (3.0K)	_5 RGB+W (3.0K)	_5 RGB+W (3.0K)
▲ Beam	_12 24° _03 50° _38 Elliptical 40x10° ●	_12 24° _03 50° _38 Elliptical 40x10° ●	_12 24° _03 50° _38 Elliptical 40x10° ●

Code composition ON/OFF	13205	— — — ● ■ ▲
-------------------------	-------	----------------

Code composition ON/OFF	13206	— — — ● ■ ▲
-------------------------	-------	----------------

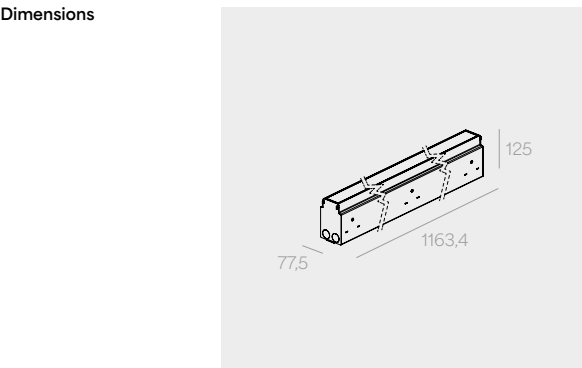
Code composition ON/OFF	13207	— — — ● ■ ▲
-------------------------	-------	----------------

Recessed - Trimless

Floor



Performance data	
Power (W)	130.0
Nominal lumen Red	2.028
Nominal lumen Green	3.584
Nominal lumen Blue	492
Nominal lumen white (3K)	3.456
L90 lifetime (hrs)	38.000 hrs (Ta 35°)
Build data	
Class	I
Voltage	230V 50-60Hz
Power supply	Included
External cable	Double input: Power + DMX RDM in / out
Protection rating	IP67
IK	10 Carrabile - Driver Over



● Finish	_9 Total Glass
■ CCT	_5 RGB+W (3.0K)
▲ Beam	_12 24° _03 50° _38 Elliptical 40x10°
Code composition ON/OFF	13208 <div><div>●</div><div>■</div><div>▲</div></div>



Accessories

Honeycomb screen to be ordered together with the product code



Product Code	Accessory Code
13205	A 1811
13206	A 1811
13207	A 1812
13208	A 1812

A 9990
IP68 three-pole water stop connector for 7 to 12mm sheathed cables



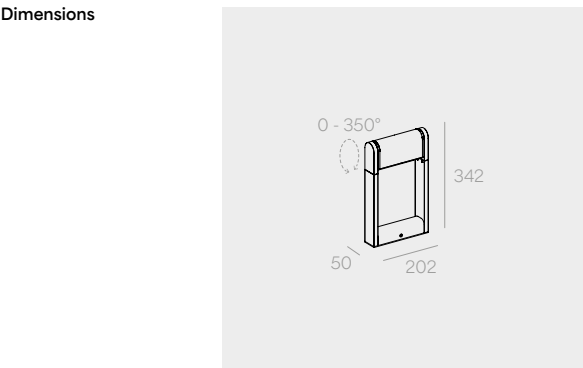
Code composition ON/OFF	13208 <div><div>●</div><div>■</div><div>▲</div></div>
-------------------------	---

Adjustable bollard

Floor



Performance data	
Power (W)	5.5
Output (lm) 2K	265
Output (lm) 3K	275
Output (lm) 4K	295
L80 B10 lifetime (hrs)	41.000 (Ta 40°)
Build data	
Class	I
Voltage	220-240V 50-60Hz
Power supply	Included
External cable	Single neoprene cable c/w IP68 connector
Protection rating	IP66
IK	08

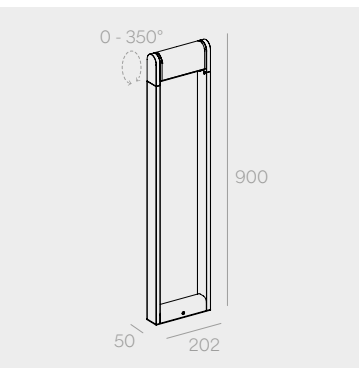


● Finish	_N Anthracite + Grey Aluminum _O Titanium + Bronze
■ CCT	_2 2.7K - CRI 80 (CRI 90 on request) _3 3.0K - CRI 80 (CRI 90 on request) _4 4.0K - CRI 80 (CRI 90 on request)
▲ Beam	_05 Diffused

Code composition ON/OFF	63201 <div><div>●</div><div>■</div><div>▲</div></div>
-------------------------	---



Power (W)	5.5
Output (lm) 2K	265
Output (lm) 3K	275
Output (lm) 4K	295
L80 B10 lifetime (hrs)	41.000 (Ta 40°)
Class	I
Voltage	220-240V 50-60Hz
Power supply	Included
External cable	Single neoprene cable c/w IP68 connector
Protection rating	IP66
IK	08

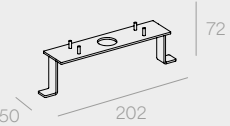


● Finish	_N Anthracite + Grey Aluminum _O Titanium + Bronze
■ CCT	_2 2.7K - CRI 80 (CRI 90 on request) _3 3.0K - CRI 80 (CRI 90 on request) _4 4.0K - CRI 80 (CRI 90 on request)
▲ Beam	_05 Diffused

Code composition ON/OFF	63202 <div><div>●</div><div>■</div><div>▲</div></div>
-------------------------	---


Accessories

A 1804
Coach plate



Adjustable spotlight

Floor



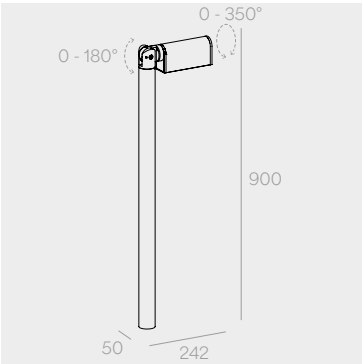
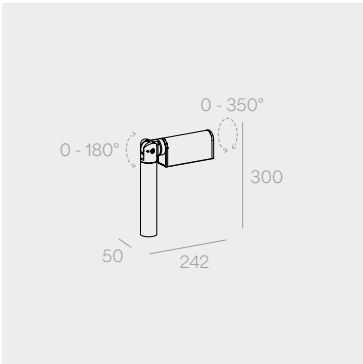
Performance data

Power (W)	5.0
Output (lm) 2K	520 (.01)
Output (lm) 3K	540 (.01)
Output (lm) 4K	580 (.01)
L80 B10 lifetime (hrs)	38.000 (Ta 40°)

Build data

Class	I
Voltage	220-240V 50-60Hz
Power supply	Included
External cable	Single neoprene cable c/w IP68 connector
Protection rating	IP66
IK	08

Dimensions



Finish

_N	Anthracite + Grey Aluminum
_O	Titanium + Bronze

CCT

_2	2.7K - CRI 80 (CRI 90 on request)
_3	3.0K - CRI 80 (CRI 90 on request)
_4	4.0K - CRI 80 (CRI 90 on request)

Beam

_01	10°
_13	38°
_38	Elliptical 40x10°
_70	Elliptical 10x40°

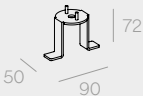
Code composition
ON/OFF

43201	— — —
	● ■ ▲

43202	— — —
	● ■ ▲

Accessories

A 1805
Coach plate



Adjustable spotlight for pole

Pole (Ø 60 or 76mm)



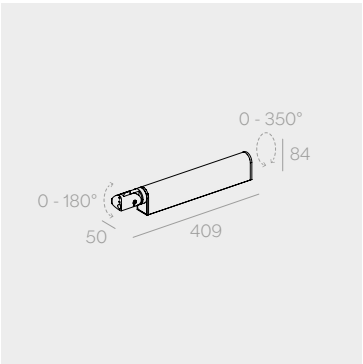
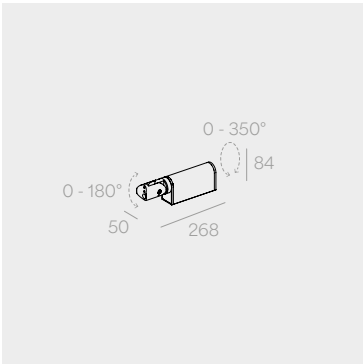
Performance data

Power (W)	5.0
Output (lm) 2K	520 (.01)
Output (lm) 3K	540 (.01)
Output (lm) 4K	580 (.01)
L80 B10 lifetime (hrs)	38.000 hrs

Build data

Class	I
Voltage	220-240V 50-60Hz
Power supply	Included
External cable	Single neoprene cable
Protection rating	IP66
IK	08

Dimensions



Finish

_1	Anthracite
_4	Grey Aluminum

CCT

_2	2.7K - CRI 80 (CRI 90 on request)
_3	3.0K - CRI 80 (CRI 90 on request)
_4	4.0K - CRI 80 (CRI 90 on request)

Beam

_01	10°
_13	38°
_38	Elliptical 40x10°
_70	Elliptical 10x40°

Code composition
ON/OFF

73212	— — —
	● ■ ▲

73214	— — —
	● ■ ▲